

**SUPERCAR CHALLENGE**  
**SPA EURO RACE 2015**  
**RACE 1**


Provisional Classification by Class

Nr. Driver	Nat	Team	Car	Laps	Total Time	Gap	Kph	Best Lap			
								Lap	Time	Kph	
<b>GTB</b>											
1	390	<b>Jake Camilleri</b>	MARC Cars Australia	Mazda V8	25	<b>1:05:48.923</b>		159.6	2	<b>2:31.201</b>	166.8
2	305	<b>Milan Donlje / Ferdinand Kool</b>	DayVTec	Corvette GT4	25	<b>1:05:49.675</b>	+0.752	159.6	5	<b>2:31.046</b>	166.9
3	343	<b>Daan Meijer</b>	Lammertink Racing	Porsche 997 GT3	25	<b>1:06:05.978</b>	+17.055	158.9	5	<b>2:31.645</b>	166.3
4	302	<b>Marcel van Berlo</b>	Van Berlo Racing	Porsche 997 GT3	25	<b>1:06:16.710</b>	+27.787	158.5	4	<b>2:32.611</b>	165.2
5	375	<b>Ward Sloys / Frédérique Jonckheere</b>	JR Motorsport	BMW M4 Silhouette	25	<b>1:06:18.382</b>	+29.459	158.4	5	<b>2:31.927</b>	166.0
6	324	<b>Roelant de Waard</b>	Radical Benelux	Radical RXC Turbo	25	<b>1:06:40.040</b>	+51.117	157.6	12	<b>2:31.402</b>	166.5
7	399	<b>Patrick Lamster / Kris Cools</b>	Euroseal / EMG Motorsport	Porsche 997 GT3	25	<b>1:06:56.878</b>	+107.955	156.9	10	<b>2:31.338</b>	166.6
8	323	<b>Bob Herber</b>	Rapide Racing	Mercedes C63	24	<b>1:03:53.529</b>	1 Laps	157.9	6	<b>2:32.494</b>	165.3
9	391	<b>Keith Kassulke</b>	MARC Cars Australia	Ford Focus 5lt V8	24	<b>1:04:22.562</b>	1 Laps	156.7	18	<b>2:35.234</b>	162.4
10	369	<b>Aart Bosman</b>	ABW Racing	Porsche 997 GT3	24	<b>1:04:45.167</b>	1 Laps	155.8	5	<b>2:35.059</b>	162.6
11	350	<b>Ian Donaldson / Mark Donaldson</b>	Intersport Racing	Porsche 997 GT3	24	<b>1:05:02.592</b>	1 Laps	155.1	5	<b>2:34.865</b>	162.8
12	315	<b>Miguel Vandereyt</b>	Vandereyt Racing	Porsche 997	24	<b>1:05:25.324</b>	1 Laps	154.2	10	<b>2:35.378</b>	162.3
13	334	<b>Simon Atkinson</b>	Backdraft Motorsport	Lamborghini Gallardo	24	<b>1:05:38.604</b>	1 Laps	153.6	4	<b>2:30.120</b>	168.0
14	351	<b>Adam Hayes / Fiona James</b>	Intersport Racing	Lamborghini Super Trofeo	23	<b>1:04:08.196</b>	2 Laps	150.7	19	<b>2:36.588</b>	161.0
<b>Not classified:</b>											
309		<b>Dirk Schulz</b>	Topper Team	Porsche 997 GT3			25 Laps	0.0			

Published at: .....

Track Status: **DRY**

<b>Race Director:</b>	<b>Timekeeper:</b>


**SUPERCAR CHALLENGE**

SPA EURO RACE 2015

RACE 1


Provisional Classification by Class

Nr.	Driver	Nat	Team	Car	Laps	Total Time	Gap	Kph	Best Lap		
									Lap	Time	Kph
<b>SGT</b>											
1	101 Roger Grouwels / Kelvin Snoeks		Team RaceArt	Dodge Viper GT3-R	26	<b>1:04:07.040</b>		170.4	2	<b>2:19.418</b>	180.9
2	108 Martin Lanting		Martino Rosso Racing	Ferrari 458 GT2	26	<b>1:05:09.252</b>	+102.212	167.7	7	<b>2:24.257</b>	174.8
3	110 <small>Martin Verdonck / Jeffrey van Hooydonk</small>		Shipex SRT Racing	Corvette	26	<b>1:05:21.594</b>	+114.554	167.2	17	<b>2:22.163</b>	177.4
4	173 Berry van Elk		BlueBerry Racing	Mosler MT900R	26	<b>1:05:47.677</b>	+140.637	166.1	2	<b>2:23.724</b>	175.4
5	131 Jan Storm / Niels Bouwhuis		Storm-Tag Point Motorsport	BMW Z4 GT3	26	<b>1:05:49.874</b>	+142.834	166.0	2	<b>2:21.947</b>	177.6
6	158 Patrick Van Glabbeke /		Curbstone Events	Ferrari 458 GT3	26	<b>1:06:06.570</b>	+159.530	165.3	8	<b>2:26.030</b>	172.7
7	174 <small>Javier Morillo / Manuel Cintrano</small>		Neil Garner Motorsport	Mosler MT900R	26	<b>1:06:12.291</b>	+205.251	165.0	21	<b>2:24.412</b>	174.6
8	178 Louis-Philippe Soenen		Martino Rosso Racing	Ferrari 458 GT3	25	<b>1:05:11.981</b>	1 Laps	161.1	25	<b>2:29.016</b>	169.2
9	190 Jurgen Smet		Monlau Competicion	Renault RS01	25	<b>1:05:23.914</b>	1 Laps	160.6	3	<b>2:28.835</b>	169.4
10	111 Henk Thuis		Radical Benelux	Radical RXC	25	<b>1:05:24.503</b>	1 Laps	160.6	6	<b>2:28.026</b>	170.3
11	106 <del>Max Koebolt / Pol Stoffel</del>		DayVTec	Volvo S60 V8	24	<b>1:05:25.619</b>	2 Laps	154.2	4	<b>2:24.641</b>	174.3
<b>Not classified:</b>											
	102 Henry Zumbrink		Volvo Reede Racing by DayVTec	Volvo S60 V8	17	<b>42:46.063</b>	9 Laps	167.0	4	<b>2:21.915</b>	177.7
	121 Nol Köhler / Carlo Kuijer		Divitec Racing	Solution F V8	4	<b>11:03.843</b>	22 Laps	151.9	4	<b>2:35.467</b>	162.2

Published at: .....

 Track Status: **DRY**

Race Director:	Timekeeper:
----------------	-------------


**SUPERCAR CHALLENGE**  
 SPA EURO RACE 2015  
 RACE 1


## Provisional Classification by Class

Nr. Driver	Nat	Team	Car	Laps	Total Time	Gap	Kph	Best Lap			
								Lap	Time	Kph	
<b>Sport</b>											
1	546	<b>Wiebe Wytzes</b>	EMG Motorsport	Renault Clio 3	22	<b>1:04:41.837</b>	142.9	13	<b>2:49.873</b>	148.4	
2	510	John van der Voort / Benjamin van den Berg	Harders Plaza Racing	BMW 130i	22	<b>1:04:44.566</b>	+2.729	142.8	6	<b>2:47.902</b>	150.2
3	505	<b>Chris Voet / Bart van den Broeck</b>	Traxx Racing	Peugot RCZ	22	<b>1:04:46.190</b>	+4.353	142.7	21	<b>2:48.767</b>	149.4
4	504	<b>Rob Nieman</b>	Spirit Racing	Renault Clio RS 2.0	22	<b>1:05:51.653</b>	+1:09.816	140.4	2	<b>2:51.968</b>	146.6
5	507	<b>Frank Bédorf / Marco Poland</b>	Spirit Racing	Renault Clio RS 2.0	22	<b>1:06:16.110</b>	+1:34.273	139.5	4	<b>2:53.423</b>	145.4
<b>Not classified:</b>											
	555	Carlijn Bergsma / Pieter de Jong	Van der Kooi Racing	Lotus Exige	1	<b>3:30.089</b>	21 Laps	120.0			
<b>Not started:</b>											
	513	Kim Troeljen	AT Motorsport	Ford Focus Silhouette			22 Laps	0.0			

Published at: .....

 Track Status: **DRY**

<b>Race Director:</b>	<b>Timekeeper:</b>
-----------------------	--------------------


**SUPERCAR CHALLENGE**  
**SPA EURO RACE 2015**  
**RACE 1**

## Provisional Classification by Class

Nr.	Driver	Nat	Team	Car	Laps	Total Time	Gap	Kph	Best Lap		
									Lap	Time	Kph
<b>SS</b>											
1	446 Philippe Bonneel / Bas Schouten		EMG Motorsport	BMW M3 E92	24	<b>1:04:31.884</b>		156.3	6	<b>2:33.616</b>	164.1
2	432 Richard Neary / Martin Short		Rollcentre Racing	BMW M3 V8	24	<b>1:04:39.561</b>	+7.677	156.0	6	<b>2:33.166</b>	164.6
3	471 Luuk van Loon / Jan van der Kooij		Van der Kooij Racing	Lotus Exige	24	<b>1:04:57.146</b>	+25.262	155.3	18	<b>2:35.309</b>	162.3
4	402 Koen Bogaerts / Pieter van Soelen		European Staffing by JR Motorsport	BMW M3 E90 WTCC	24	<b>1:05:26.324</b>	+54.440	154.1	6	<b>2:33.602</b>	164.2
5	403 Dennis de Groot / Marth de Graaf		JR Motorsport	BMW 132 GTR	24	<b>1:05:27.568</b>	+55.684	154.1	2	<b>2:36.622</b>	161.0
6	421 Steve Van Bellingen / J.K. Norris		Comparex Racing	BMW WTCC	24	<b>1:05:46.220</b>	+114.336	153.3	6	<b>2:37.142</b>	160.5
7	445 Robert van de Berg / Sandra van der Sloot		Hadders Plaza Racing	BMW 132i	24	<b>1:05:46.445</b>	+114.561	153.3	9	<b>2:38.393</b>	159.2
8	412 Eric van den Munckhof		Munckhof Racing / Vd Pas Racing	BMW Z4	24	<b>1:05:52.682</b>	+120.798	153.1	2	<b>2:36.919</b>	160.7
9	438 Rick Renmans		JR Motorsport	BMW E46	24	<b>1:06:35.858</b>	+203.974	151.4	12	<b>2:39.071</b>	158.5
10	422 Dennis Houweling / Priscilla Speelman		Ferry Monster Autosport	Seat Sport Leon Cup Racer	23	<b>1:04:08.986</b>	1 Laps	150.7	6	<b>2:38.896</b>	158.7
11	420 Dennis de Bort / Martin de Kleijn		FEBO Racing Team / FMA	Seat Sport Leon Cup Racer	23	<b>1:04:17.373</b>	1 Laps	150.3	3	<b>2:38.730</b>	158.8
12	409 Xavier Masquie / Reinier Wehaupt		DVB Racing	KTM X-BOW	23	<b>1:04:28.119</b>	1 Laps	149.9	11	<b>2:40.707</b>	156.9
13	408 Ted van Vliet		JR Motorsport	BMW M3 E92	23	<b>1:05:13.478</b>	1 Laps	148.2	5	<b>2:41.549</b>	156.1
14	451 Leo Kursijens / Wim Lemmers		AT Motorsport	ATR3	21	<b>1:00:40.525</b>	3 Laps	145.4	9	<b>2:40.527</b>	157.1
<b>Not classified:</b>											
444	Ronald van Loon		BlueBerry Racing	BMW E46 M3	11	<b>30:06.529</b>	13 Laps	153.5	2	<b>2:40.319</b>	157.3
459	Marcel van de Maat / Peter Schreurs		BS Racing Team	BMW E46 GTR	9	<b>24:58.027</b>	15 Laps	151.5	7	<b>2:38.379</b>	159.2
<b>Not started</b>											
453	Mike Moss / Kevin Clarc		Moss Motorsport	BMW E46 M3			24 Laps	0.0			

Published at: .....

 Track Status: **DRY**

Race Director:	Timekeeper:
----------------	-------------